



LM series

Laser Marker Station

A Leading Global

**Professional
Laser Marking System**

Manufacturer

01

Locate and Fool-proofing assisted with Jutze Vision System;

02

Fast and stable marking with high quality and wide range of applications;

03

Imported original laser head with smallest dot size on the market, maximum use of the marking range;

04

Z axis control system built-in, which improve the marking quality and reduce the time when changing the process;

05

Unique Jutze user interface: fast programming, simple operation;

06

Barcode Self-verifying: Double-marking and Wrong-marking protection.

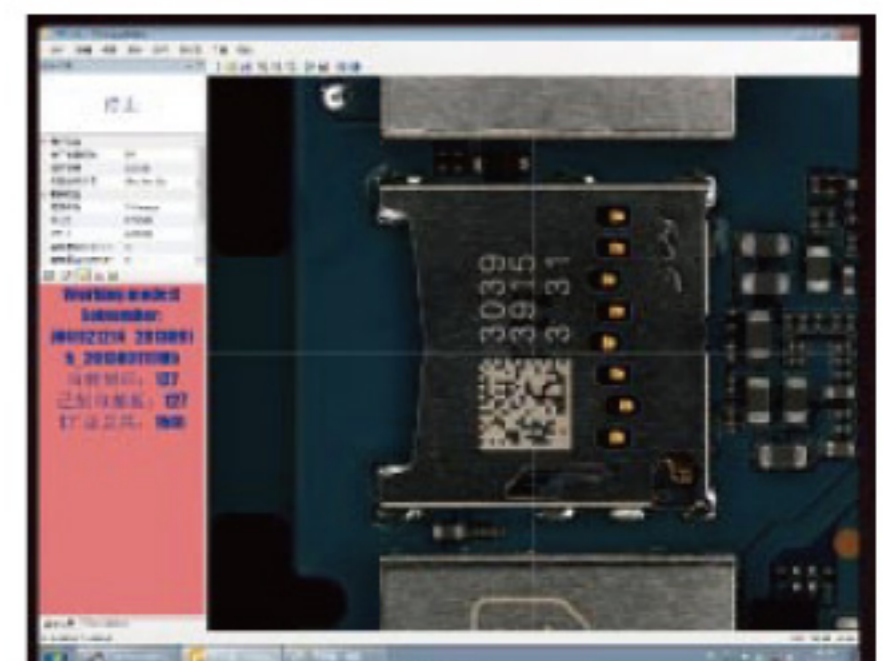
LM series



Vision System Location

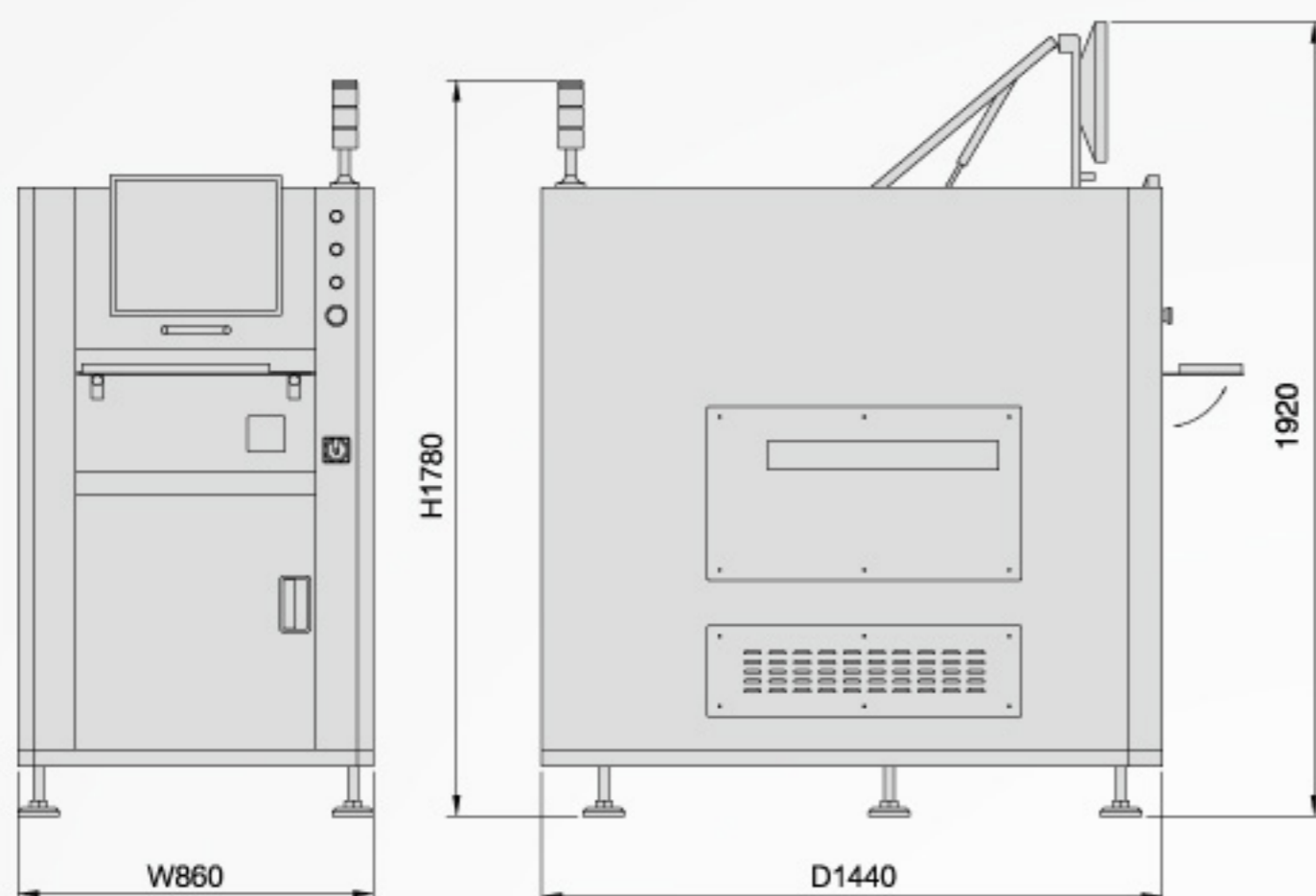


Jutze operation user interface

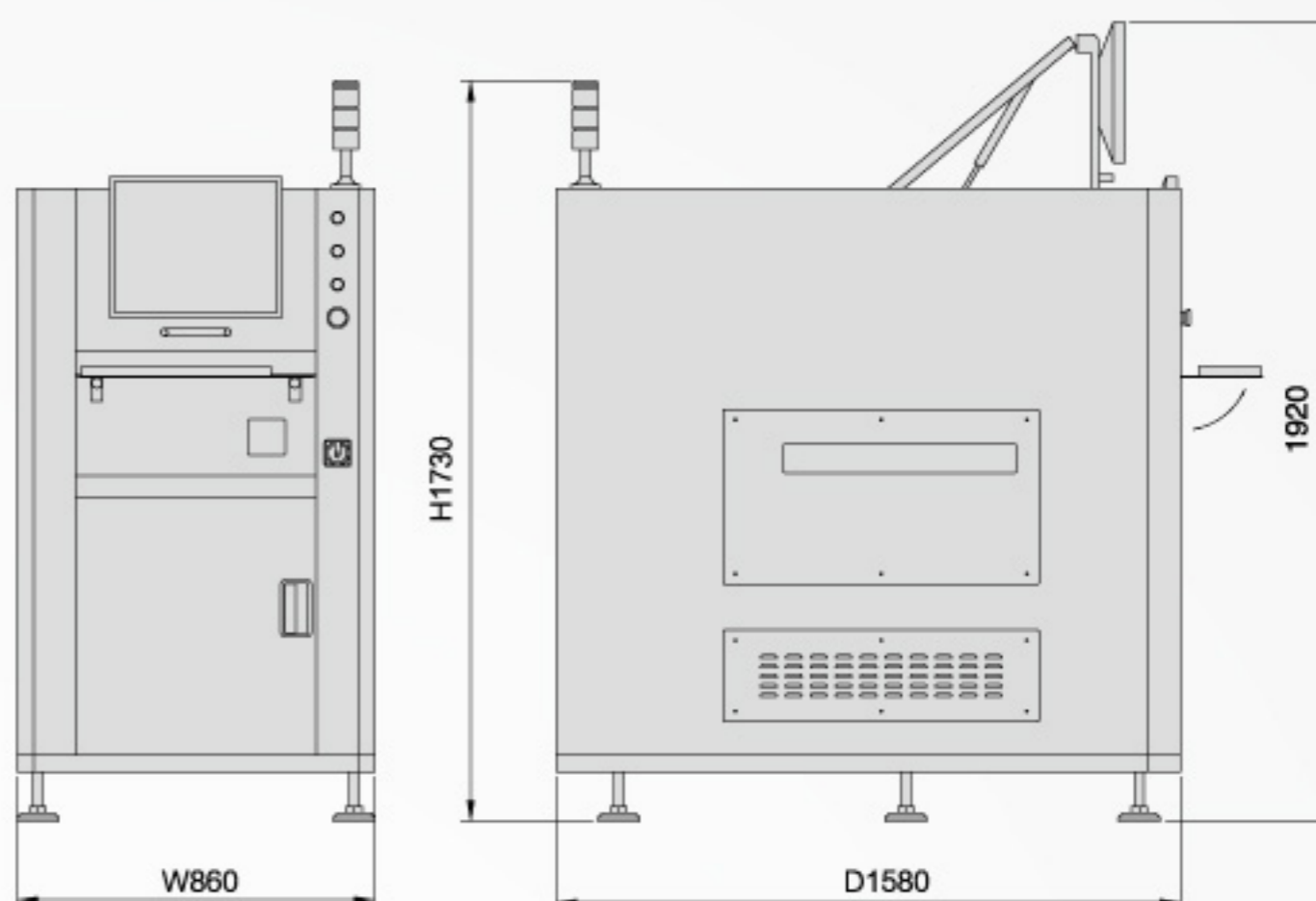


Product Dimension in mm

LMC-3000/LMC-3000X
(LMC-3000X: W1200XD1950XH1800mm)



LMF-2000



Model		LMC-3000	LMC-3000X	LMF-2000
PCB	PCB Size	50 x 50mm ~ 510 x 460mm	50 x 50mm ~ 650 x 550mm	50 x 50mm ~ 510 x 460mm
Lane	Clearance	Upper: 30mm Lower: 30mm		
	PCB Thickness	0.6mm ~ 6mm		
	Transport Heights	900 ± 20mm		
	Flow Direction	Left to right, Right to left (as per customers' request)		
Product Size		W860 x D1440 x H1780mm	W1200 x D1950 x H1800mm	W860 x D1580 x H1730mm
Weight		780KG	1108KG	720KG
Laser Head	Laser Type	CO ₂ , 5W, Forced air cooling	CO ₂ , 5W, Forced air cooling	Fiber, 17W, Forced air cooling
	Laser Wave Length	10.6um	10.6um	1.06um
	Laser Level	Class 4	Class 4	Class 4
	Dot Size	0.11mm	0.11mm	0.047mm
	Marking Range	55 x 55mm	55 x 55mm	90 x 90mm
	Character Type	English uppercase&lowercase letters,number,katakana,hiragana,Chinese,Symbol		
	2D Barcode	QR, Micro-QR, Data Matrix, GS1 DM, PDF417(CO ₂ only)		
	1D Barcode	Code39, Code128, ITF, NW-7, JAN(EAN)/UPC		
Graphic Data	VEC, DXC, BMP, HPGL, JPEG, AI, EPS			
Power Requirements		AC 220V 50/60Hz, 1.8KVA		
Air Requirements		0.5MPa		
Environment		Temperature: 5-40℃, Humidity: 25%-80% RH		
Interfaces		SMEGA		

<http://www.jutze.com.cn>

注意事项：本目录资料经仔细核对，如发现错误请及时联系本公司，使用前请务必仔细阅读《产品使用说明书》。

炬子科技股份有限公司
JUTZE INTELLIGENCE TECHNOLOGY CO.,LTD

E-mail:master@jutze.com.cn
Service E-mail:support@jutze.com.cn

JUTZE
DO.TRUST

[Http://www.jutze.com.cn](http://www.jutze.com.cn)

Suzhou

Add: Jutze Building, No.55 Jixian Street, Suzhou Industrial Park, P.R.C
Tel: +86-512-62988188 Fax: +86-512-62981886

Shanghai

Add: Room101-102,Building E,Minggu Science Park,No.7001
Zhongchun RD, Minhang District, Shanghai, P.R.C
Tel: +86-21-34687800 Fax: +86-21-34687805

Shenzhen

Add: No. 9, 8F, Yisibo Software Building, Haitian Er Road, Yuehai Street,
Nanshan District, Shenzhen, Guangdong Province, P.R.C
Mobile: 133 9114 5008

Japan

Add: KSP East 410, 3-2-1, Sakado, Takatsu-ku, Kawasaki-shi,
Kanagawa 213-0012, Japan
Tel: 044-712-5509 Fax: 044-712-5519